

Scaled data based on original data using
LM-79-08 Approved Method: Electrical and Photometric Measurements of Solid-
State Lighting Products

Test Report Prepared for
Cooper Lighting Solutions
(formerly Eaton)

Brand: STREETWORKS

Report Number: P524222

Luminaire Tested: **IFLD-S-SA3A-950-U-66**

Issue Date: 05/27/2021



Test Information

Test Method: LM-79-08
Report Number: P524222
Test Lab: INNOVATION CENTER(G2)
Issue Date: 05/27/2021
Manufacturer: COOPER LIGHTING SOLUTIONS (FORMERLY EATON)
Product Line: STREETWORKS
Catalog Number: IFLD-S-SA3A-950-U-66
Description: Infrastructure Flood – Middle Tier Light Square Luminaire w/ 66 distribution lens
Light Source: (48) 5000K CCT, 90 CRI LEDS
Ballast/Driver: ELECTRONIC DRIVER

Summary

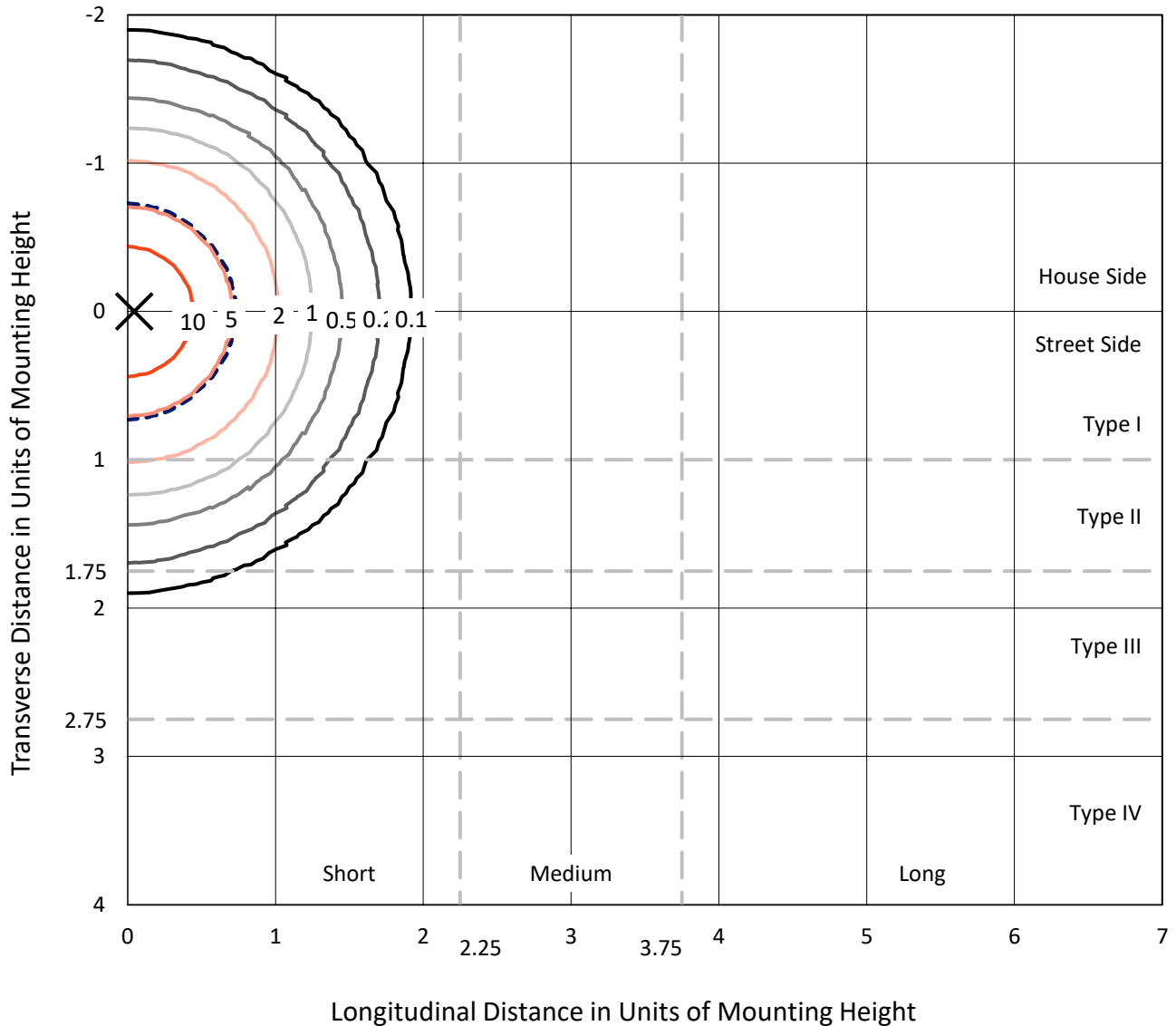
Lumens per Lamp: N/A
Luminaire Lumens: 10315.4 lumens
Efficiency: N/A
Efficacy: 108.8 lumens/watt
Luminous Opening: Rectangular (W 1' x L: 0.5' x H: 0')
IES Classification: Type V - Short
BUG Rating: B3 - U0 - G1

Input Watts (W): 94.8
Input Voltage (V): 120
Input Current (Ain): NR
Voltage Rise (V): NR
Power Factor: NR
Total Harmonic Distortion (THDi): NR
Frequency (hertz): 60
Stabilization Time: NR
Operation Time: NR
Ambient Temperature (°C): NR
Test Distance: 24 FT

REPORT NUMBER: P524222
 CATALOG NUMBER: IFLD-S-SA3A-950-U-66

Iso-Footcandle Lines of Horizontal Illumination

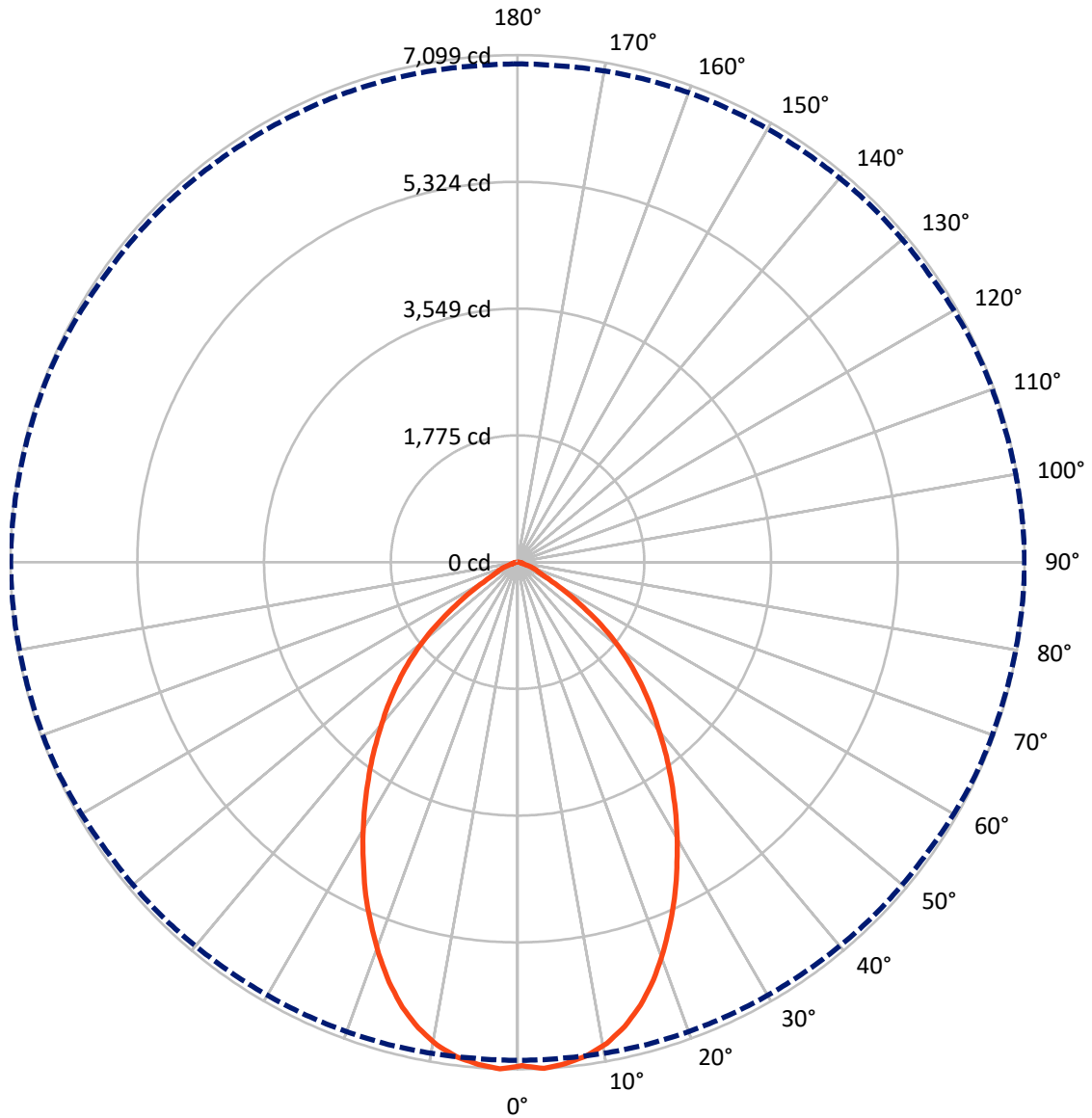
× Max cd
 - - - 1/2 Max cd



Based on 20 foot mounting height. Maximum calculated value = 17.6 fc
 Type V - Short - N/A

REPORT NUMBER: P524222
CATALOG NUMBER: IFLD-S-SA3A-950-U-66

Luminous Intensity Polar Plot



— Vertical Plane Through 90-Deg Lateral - - - Horizontal Cone Through 2.5-Deg Vertical

REPORT NUMBER: P524222
 CATALOG NUMBER: IFLD-S-SA3A-950-U-66

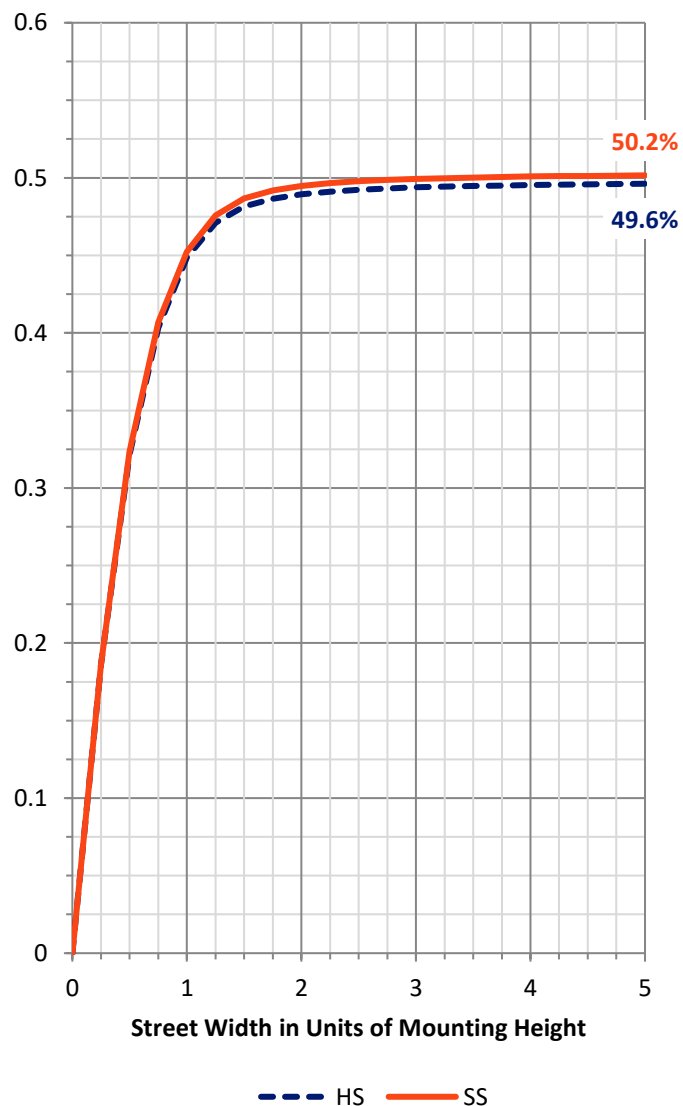
FLUX DISTRIBUTION:

		Downward	Upward	Total
House Side	Lumens	5157.7	0.0	5157.7
	% Fixture	50.0	0.0	50.0
Street Side	Lumens	5157.7	0.0	5157.7
	% Fixture	50.0	0.0	50.0
Total	Lumens	10315.4	0.0	10315.4
	% Fixture	100.0	0.0	100.0

ZONAL LUMENS:

Zone	Lumens	% Fixture
0°-10°	661.9	6.4
10°-20°	1778.6	17.2
20°-30°	2301.1	22.3
30°-40°	2269.4	22.0
40°-50°	1836.1	17.8
50°-60°	999.7	9.7
60°-70°	316.8	3.1
70°-80°	122.6	1.2
80°-90°	29.3	0.3
90°-100°	0.0	0.0
100°-110°	0.0	0.0
110°-120°	0.0	0.0
120°-130°	0.0	0.0
130°-140°	0.0	0.0
140°-150°	0.0	0.0
150°-160°	0.0	0.0
160°-170°	0.0	0.0
170°-180°	0.0	0.0
0°-90°	10315.4	100.0
0°-180°	10315.4	100.0

Coefficient of Utilization



REPORT NUMBER: P524222

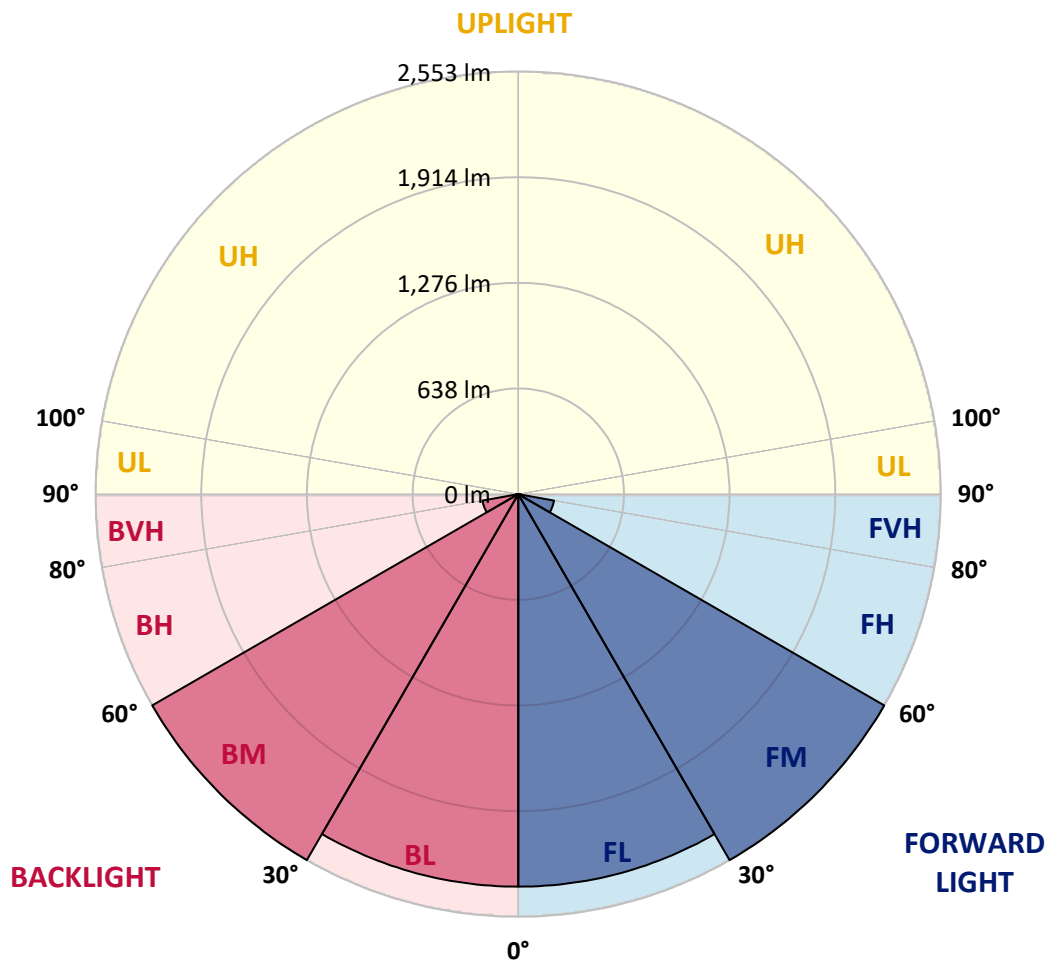
CATALOG NUMBER: IFLD-S-SA3A-950-U-66

LUMINAIRE CLASSIFICATION SYSTEM LUMEN TABLE AND BUG RATING:

Zone	Lumens	% Fixture	Zone Rating/Lumen Limit		
			B	U	G
FL (0°-30°)	2370.8	23.0			
FM (30°-60°)	2552.6	24.7			
FH (60°-80°)	219.7	2.1			G0/660
FVH (80°-90°)	14.7	0.1			G1/100
BL (0°-30°)	2370.8	23.0	B3/2500		
BM (30°-60°)	2552.6	24.7	B3/5000		
BH (60°-80°)	219.7	2.1	B1/500		G0/660
BVH (80°-90°)	14.7	0.1			G1/100
UL (90°-100°)	0.0	0.0		U0/0	
UH (100°-180°)	0.0	0.0		U0/0	

BUG Rating: B3-U0-G1

Type V Short





REPORT NUMBER: P524222
 CATALOG NUMBER: IFLD-S-SA3A-950-U-66

CANDELA DISTRIBUTION (FULL):

	0°	5°	15°	25°	35°	45°	55°	65°	75°	85°	90°
0°	7050.9	7050.9	7050.9	7050.9	7050.9	7050.9	7050.9	7050.9	7050.9	7050.9	7050.9
2.5°	6974.8	6973.4	6991.2	6998.7	7007.6	7025.5	7031.5	7070.2	7074.7	7089.6	7098.5
5°	6962.9	6957.0	6974.8	6977.8	6988.3	6991.2	7000.2	7027.0	7024.0	7046.4	7050.9
7.5°	6898.8	6891.4	6906.3	6909.3	6924.2	6919.7	6934.6	6954.0	6954.0	6970.4	6977.8
10°	6755.8	6754.3	6769.2	6770.7	6791.5	6787.1	6810.9	6815.4	6827.3	6839.2	6852.6
12.5°	6584.4	6565.0	6584.4	6576.9	6605.2	6588.8	6621.6	6632.1	6638.0	6658.9	6669.3
15°	6363.8	6340.0	6353.4	6345.9	6363.8	6342.9	6377.2	6398.1	6405.5	6426.4	6436.8
17.5°	6068.7	6049.3	6052.3	6041.9	6053.8	6037.4	6070.2	6103.0	6113.4	6135.8	6150.7
20°	5697.6	5697.6	5699.1	5690.2	5700.6	5684.2	5705.1	5755.7	5766.2	5796.0	5821.3
22.5°	5335.5	5335.5	5339.9	5328.0	5331.0	5323.5	5345.9	5395.1	5411.5	5442.8	5474.1
25°	4988.2	4982.2	4985.2	4974.8	4962.9	4965.9	4992.7	5024.0	5059.7	5100.0	5123.8
27.5°	4657.3	4664.8	4646.9	4639.5	4630.5	4614.1	4645.4	4684.2	4709.5	4742.3	4754.2
30°	4304.1	4319.0	4305.6	4299.7	4277.3	4256.4	4289.2	4328.0	4353.3	4384.6	4398.0
32.5°	3989.7	3985.2	3973.3	3959.9	3937.5	3921.1	3934.5	3979.2	3998.6	4031.4	4035.9
35°	3652.9	3649.9	3642.4	3615.6	3608.1	3588.8	3600.7	3639.4	3654.3	3673.7	3688.6
37.5°	3323.5	3313.1	3310.1	3299.6	3286.2	3281.8	3281.8	3302.6	3317.5	3336.9	3351.8
40°	2997.1	3000.1	2991.1	2982.2	2977.7	2971.8	2973.3	2985.2	2997.1	3006.0	3015.0
42.5°	2702.0	2685.6	2679.7	2670.7	2675.2	2682.6	2666.2	2684.1	2699.0	2699.0	2718.4
45°	2363.7	2371.1	2374.1	2389.0	2389.0	2381.6	2375.6	2384.6	2399.5	2398.0	2417.3
47.5°	2068.6	2059.7	2067.1	2089.5	2108.8	2111.8	2093.9	2098.4	2102.9	2095.4	2113.3
50°	1745.2	1748.2	1746.7	1781.0	1819.7	1806.3	1792.9	1797.4	1795.9	1795.9	1798.9
52.5°	1393.5	1400.9	1392.0	1441.2	1482.9	1472.5	1463.5	1463.5	1471.0	1469.5	1468.0
55°	1073.1	1070.1	1050.7	1074.5	1111.8	1113.3	1099.9	1105.8	1113.3	1120.7	1119.3
57.5°	798.8	789.9	763.1	764.6	806.3	816.7	804.8	803.3	812.2	815.2	831.6
60°	538.0	536.5	512.7	511.2	527.6	555.9	542.5	542.5	545.5	549.9	554.4
62.5°	368.1	371.1	362.2	360.7	363.6	387.5	386.0	384.5	383.0	389.0	387.5
65°	289.1	290.6	287.6	287.6	289.1	299.6	310.0	311.5	313.0	314.5	313.0
67.5°	232.5	234.0	231.0	234.0	234.0	235.5	250.4	256.3	257.8	257.8	256.3
70°	178.8	184.8	187.8	187.8	187.8	187.8	198.2	205.7	204.2	195.2	186.3
72.5°	89.4	108.8	150.5	152.0	150.5	149.0	155.0	162.4	161.0	113.3	85.0
75°	59.6	64.1	117.7	123.7	122.2	116.2	122.2	131.2	128.2	73.0	70.0
77.5°	34.3	37.3	79.0	90.9	98.4	85.0	96.9	105.8	101.3	59.6	58.1
80°	26.8	25.3	56.6	70.0	67.1	53.7	79.0	85.0	77.5	44.7	40.2
82.5°	16.4	16.4	37.3	53.7	49.2	31.3	55.1	65.6	58.1	32.8	29.8
85°	8.9	10.4	17.9	26.8	28.3	20.9	29.8	35.8	35.8	20.9	20.9
87.5°	4.5	4.5	6.0	6.0	7.5	8.9	8.9	10.4	7.5	6.0	6.0
90°	0.0	0.0	0.0	0.0	0.0	0.0	0.0	0.0	0.0	0.0	0.0

(END OF REPORT)